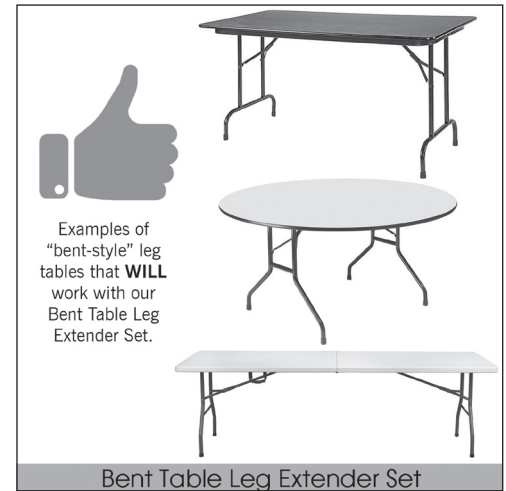
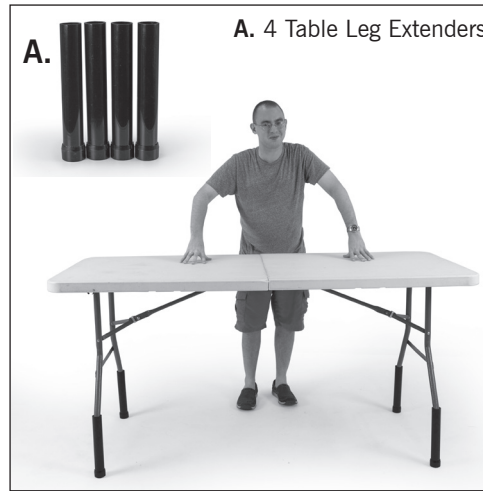
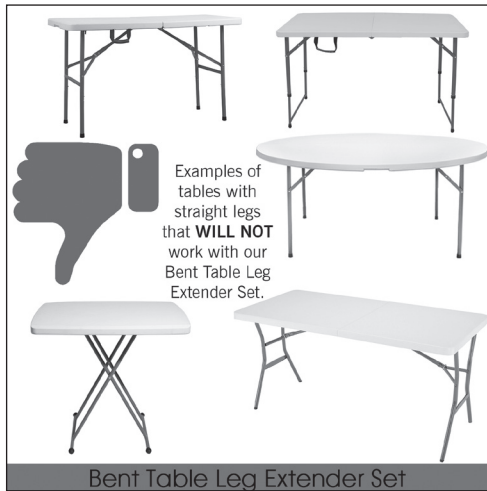



ASSEMBLY HARDWARE



ASSEMBLY



1. Place one table leg extender within reaching distance from each table leg.

2. With one hand, lift the table. With the other hand, place the first table leg extender on a leg.

3. Continue to hold the table end off the ground, reach for the other table leg extender and place it on the other leg. Place the table on the ground
*Table will be at a sharp angle.


4&5. Walk around to the other side of the table and repeat steps 2&3.

6. The table is level and ready to use.

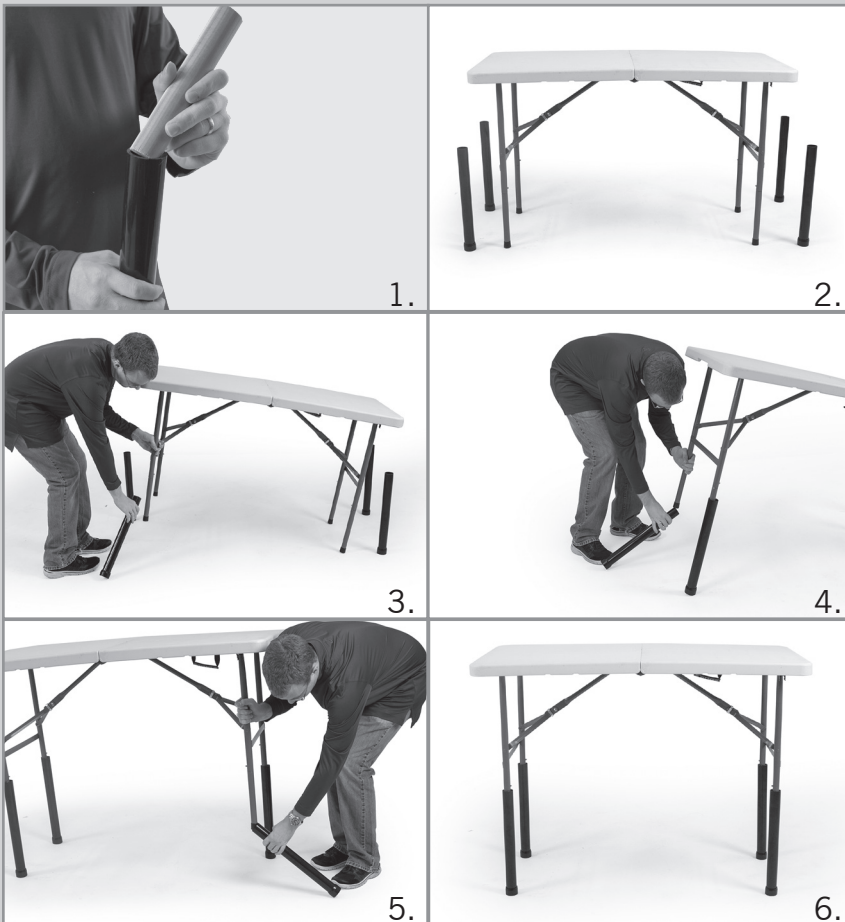
DISCLAIMER: Bent Table Leg Extenders only work on tables with a bent-style leg. They will NOT work on tables with T-style legs or straight legs (like card tables for example). User must read and observe assembly instructions. If this is not done correctly it may result in damage to the unit, injury, or death, and all warranties will be void. All warranties will be void if this product is used with any table or other hardware it's not intended to be used with. Never sit or stand on the table. Do not place a direct heat source on or near the table surface unless using a heat barrier. Watch out for pinch points when folding/unfolding table. Do not use if Bent Table Leg Extenders or table have visible structure damage. Follow weight limit restrictions of table.



ASSEMBLY HARDWARE



ASSEMBLY



1. Insert one dowel into each table leg extender.
2. Place one table leg extender within reaching distance from each table leg.
3. With one hand, lift the table. With the other hand, place the first table leg extender on a leg.
4. Continue to hold the table end off the ground, reach for the other table leg extender and place it on the other leg. Place the table on the ground
*Table will be at a sharp angle.
5. Walk around to the other side of the table and repeat steps 3&4.
6. The table is level and ready to use.

DISCLAIMER: Straight Table Leg Extenders only work on tables with straight legs. They will NOT work on tables with a bent-style leg. User must read and observe assembly instructions. If this is not done correctly it may result in damage to the unit, injury, or death, and all warranties will be void. All warranties will be void if this product is used with any table or other hardware it's not intended to be used with. Never sit or stand on the table. Do not place a direct heat source on or near the table surface unless using a heat barrier. Watch out for pinch points when folding/unfolding table. Do not use if Straight Table Leg Extenders or table have visible structure damage. Follow weight limit restrictions of table.

