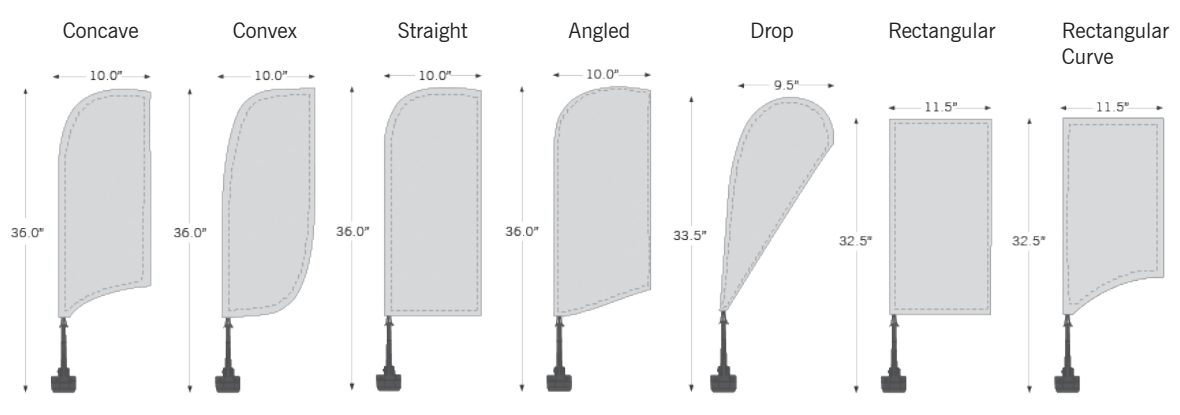



Car Feather Flags



1. For Rectangular shapes:

Slide the L-shaped Fiberglass Pole (C) all the way up the pole sleeve. Ensure the entire L-shaped Fiberglass Pole (C) is through the top sleeve.

For Feather & Drop shapes:

Connect the Fiberglass Pole (C) to the Adjustable Angle Connector with Fiberglass Pole (B).





2. For Rectangular shapes:

Slide the Angle Connector with Fiberglass Pole (B) up through the pole sleeve and connect the L-shaped Fiberglass Pole. Connect the print to the Adjustable Angle Connector with Fiberglass Pole (B) by connecting the bungee (Picture 3).

For Feather & Drop shapes:

Slide the connected poles up through the pole sleeve. Connect the print to the Adjustable Angle Connector with Fiberglass Pole (B) by connecting the bungee (Picture 3).

3. Slide the Adjustable Angle Connector with Fiberglass Pole (B) bottom into the open hole of the PVC Clip-On Base (A). (Picture 1)



4. Twist the Adjustable Angle Connector with Fiberglass Pole (B) to tighten it to the PVC Clip-On Base (A). (Picture 2)

5. Slide the PVC Clip-On Base (A) onto the top of the car window. Roll the window up until the PVC Clip-On Base (A) is fully secure. Do not roll up the window all the way as it could damage the car window seal.

6. To adjust the angle of your flag, untighten the screw knob of the Adjustable Angle Connector with Fiberglass Pole (B) and place the flag into the angle you want. (Picture 5). Retighten when the feather flag is in the position you wish it to be.



This product is not intended to be used as a permanent vehicle display for the highway. Do not fly this product in wind gusts exceeding what is listed below and/or thunderstorms. Use with single-reverse flag: up to 40mph and double-sided flag: up to 30mph. Above are the recommended car speeds. Keep in mind that windy weather conditions will add to this speed and reduce the maximum recommended car speed. User must read and observe assembly instructions. If this is not done correctly it may result in damage to the unit, injury, or death, and all warranties will be void. All warranties will be void if this product is used with any flag or hardware not produced by us.

